



## **FOUR CORNERS REGIONAL AIRPORT**

800 Municipal Drive • Farmington, NM 87401-2663

505-599-1394 • FAX 505-599-1397 • [www.fmtn.org](http://www.fmtn.org)

# **AGENDA**

## City of Farmington Airport Advisory Commission

September 14, 2021



AIRPORT DIVISION; GENERAL SERVICES DEPARTMENT

# A G E N D A

Airport Advisory Commission  
Executive Conference Room – 800 Municipal Drive  
September 14, 2021 at 4:00 p.m.

<b>ITEM</b>		<b>PAGE</b>
1.	Call Meeting to Order	
2.	Approval of Agenda for September 14, 2021	
3.	Approval of Minutes from the August 10, Airport Advisory Commission Meeting	2
4.	Presentation from Armstrong Consultants – Four Corners Regional Airport Planning, Engineering, and Construction Administration	
5.	Operations Report	5
6.	Business from: Chairman Members Staff Floor	
7.	Adjournment	

For information regarding any item scheduled on this Agenda, please contact the Airport Manager's Office at (505) 599-1394.

*ATTENTION PERSONS WITH DISABILITIES: The meeting room and facilities are fully accessible to persons with mobility disabilities. If you plan to attend the meeting and will need an auxiliary aid or service, please contact the City Clerk's Office at 599-1106 or 599-1101 prior to the meeting so that arrangements can be made.*

**M I N U T E S**  
**AIRPORT ADVISORY COMMISSION**  
**August 10, 2021**

The Airport Advisory Commission of the City of Farmington met on Tuesday, August 10, 2021 at 4:00 p.m., in the Executive Conference Room at 800 Municipal Drive, Farmington, NM

**Members Present:** Zachary Kermitz, Alternate  
Wayne Mangum, Pro Tem  
Theresa Pacheco  
Jonathan Rudolf

**Members Absent:** Mark Gordon  
Richard Roderick, Chairman

**Staff Present:** Mike Lewis, Airport Manager  
Jody Carman, Airport Administrative Aide  
Julie Baird, Assistant City Manager

**Others Present:**

**Call to Order**

The Airport Advisory Commission (AAC) regular meeting was called to order at 4:02 p.m. by Pro Tem Wayne Mangum, there being a quorum present, the following proceedings were duly had and taken.

**Approval of the August 10, 2021 Agenda**

Pro Tem Wayne Mangum asked for a motion to approve the agenda for August 10, 2021. A motion was made by Commissioner Jon Rudolf, and seconded by Commissioner Theresa Pacheco to approve the agenda for August 10, 2021, and passed by a vote of 4-0.

**Approval of the Minutes from the July 13, 2021 Regular Meeting of the AAC**

Pro Tem Wayne Mangum asked for a motion to approve the minutes from July 13, 2021. A motion was made by Commissioner Theresa Pacheco, and seconded by Commissioner Jonathan Rudolf to approve the minutes of the July 13, 2021 regular meeting of the AAC, and passed by a vote of 4-0.

**Operations Report**

Mike Lewis presented the statistics as they appear in the agenda. There was a short discussion regarding Covid-19 rent relief for No Worries Bar and Grill. It was determined they were back to the minimum monthly standard rent in effect July 1, 2021.

There was a short discussion regarding whether or not Avis and Budget might return to the Four Corners Regional Airport terminal. It was explained due to Covid-19, Avis and Budget were dark, and we look forward to their return when air carrier service is back.

**Additional Operations Information**

Mike Lewis reported on additional operational items not listed in the agenda.

- 1) The annual FAA Part 139 inspection was completed August 5, 2021. Mike Lewis noted Atlantic Aviation and ARRF presented with perfection. However, there were three (3) discrepancies regarding the airfield.
  - a) There is a prairie dog hole in the runway safety area needing correction.
  - b) There was question about the current location of supplementary wind socks. The FAA will make a determination where the wind socks should be moved to.
  - c) Heavy rains flooded dirt around one (1) distance remaining sign, which needs to be cleaned up.

- 2) Airport staff is still waiting for the FAA to make the grant offer for work on Runway 5-23. There will be a quick turnaround to secure the Mayor's signature and discuss a start date with the chosen contractor, once the offer is official. We will know it is awarded when we read it in the paper. Upon selection and approval, the Federal Government will inform our congressional delegation, a press release will be issued, and this usually happens before the receiving airport is informed.
- 3) The terminal reconstruction expansion project started July 26<sup>th</sup> and is progressing well. The glass should be installed today, Tuesday, August 10<sup>th</sup>.
- 4) On Wednesday, August 11<sup>th</sup>, Captain Tammie Jo Shults will meet with Airport Manager Mike Lewis regarding the possibility of locating a flight school at Four Corners Regional Airport. Mike included a biography of Captain Shults to all commission members.

There was a short discussion regarding the engine failure of flight 1380 where Captain Shults was in command and how she piloted the aircraft with minimal loss of life. Mike Lewis stated his goal for this meeting was to encourage her to come back. He hopes she will consider Four Corners Regional Airport as the site for the flight school.

There was more discussion about the model for the school being "Bob Hoover Academy". Commissioner Theresa Pacheco asked if she might attend the meeting and Mike responded he didn't want to overwhelm Captain Shults at the first encounter.

Mike Lewis added Captain Shults when in the navy, flew on an A-7 Corsair like the one on display in front of the National Guard building on West Navajo, located below the airport.

- 5) On Thursday, August 12<sup>th</sup>, Airport Manager Mike Lewis will present a slide show to the Farmington Rotary Club.
- 6) The old Vernon Lease for hangar 11 will expire the end of August and will be up for renewal or new tenants.
- 7) Airport Manager Mike Lewis made reference to his handout for the Individual Capital Improvement Plan (ICIP) list, which entails state money being granted to City of Farmington. Mike Lewis explained every City of Farmington department submits their prioritized list of projects which need funding. Mike Lewis noted these airport projects are not generally funded by the FAA. He went through the list and cost, as the below items are currently prioritized as:
  - a) Build new tenant hangars on the west end at \$500,000
  - b) Current city owned hangar overhaul at \$300,000
  - c) Refurbishment and rehabilitation of aircraft parking ramp at \$500,000
  - d) Self-service aviation fuel facility at \$230,000
  - e) T-hangar overhaul at \$400,000
  - f) Airside erosion control at \$300,000

Airport Manager Mike Lewis would welcome any suggestions to the ICIP List. He added the list was in competition with bigger City of Farmington departments. He noted Four Corners Regional Airport has more funding from the Federal Government than other departments, and those departments may have more of a priority and greater need.

Mike Lewis highlighted projects that really needed to be accomplished. Hangar, R2 L4A,B, and C needs to be re-skinned and bi-fold doors installed. He described the state of additional hangars needing an overhaul.

Commissioner Pacheco inquired where new hangars could be built on the west end of the airport. Mike Lewis explained there was property west of the Civil Air Patrol building. A whole new line of hangars could be installed and would be bigger than the current, newly built T-hangars. A short discussion followed regarding the need for larger hangar structures. It was determined the newer hangars are beautiful, but not big enough.

Airport Manager Mike Lewis noted the airport ramp always needs maintenance and that is not a project readily accepted and included in the federally funded Airport Improvement projects.

Airport Manager Mike Lewis added airplane fuel self-service capability is always on the list.

It was noted the airport's general fund budget might be used to maintain erosion control, as it gets worse every year. Erosion maintenance is especially needed behind the San Juan Regional Medical Center Hanger-12.

Airport Manager Mike Lewis explained the commission might revisit this list next year and re-prioritize items if necessary. There were general nods of agreement from the commission.

**Discussion and Recommendation for Ranking of Airport Improvement Projects for Submission to the FAA**

The next agenda item references the last page, Airport Capital Improvement Plan (CIP), of the AAC meeting agenda. Airport Manager Mike Lewis explained this Federal Fiscal Year 2021, included the large project to restore Runway 5-23 at \$6,650,000.

Taxiway A is scheduled to be moved next Fiscal Year of 2022 and 2023 for \$4,650,000. The projects scheduled over a five (5) year projection, are locked in as the FAA uses those numbers to plan for future expenditures.

The design and engineering for both Runway 5-23 rehabilitation and Taxiway A relocation is \$1,100,000.

In FY2024, the rehab of Runway 7-25 is scheduled. Additionally on this form, bi-yearly maintenance grants for \$22,000 are offered to aid in reduction of general runway maintenance, such as paint, herbicide, wind socks, signage, and lights.

The normal funding available is usually \$150,000 per year and, if not used, can be carried over to the next fiscal year. Any money above the \$150,000 comes out of discretionary funds from the FAA. It was discussed to carry over these funds in order to facilitate the restoration of Runway 5-23 and the relocation of Taxiway A. The FAA countered with the offer of \$12,000,000 to complete the project from discretionary funds. Mike Lewis also noted the projects can change and be shuffled around by the FAA as needed.

Pro Tem Wayne Mangum asked if we could spend the \$12,000,000 in one year. Mike Lewis answered it would be spent over a three (3) year period. Mike Lewis noted he will point out the locations for the projects, when the AAC is present, on a tour of the airport.

Mike Lewis asked if anyone had ideas, about this Improvement Plan schedule, they wanted to discuss. There were none. He clarified the projects were decided upon given the need to bring commercial service to Four Corners Regional Airport.

At the AAC meeting next month, Armstrong will be invited to make a presentation. Mike Lewis asked if there were any questions or discussions. There were none.

**Business from the Chairman:**

Pro Tem Wayne Mangum had no more business, questions, or comments at this time.

**Business from the Members, Staff or Floor:**

Pro Tem Wayne Mangum asked if there were any questions or comments.

There being no further business to come before the Commission, the August 10, 2021 meeting was adjourned by Pro Tem Wayne Mangum, the motion was made by Commissioner Theresa Pacheco and seconded by Commissioner Jonathan Rudolf at 4:35 p.m.

---

Richard Roderick – Chairman

---

Jody Carman – Administrative Aide

# **OPERATIONS REPORT**

**SEPTEMBER 2021**

# Air Traffic Operations 2014-2021

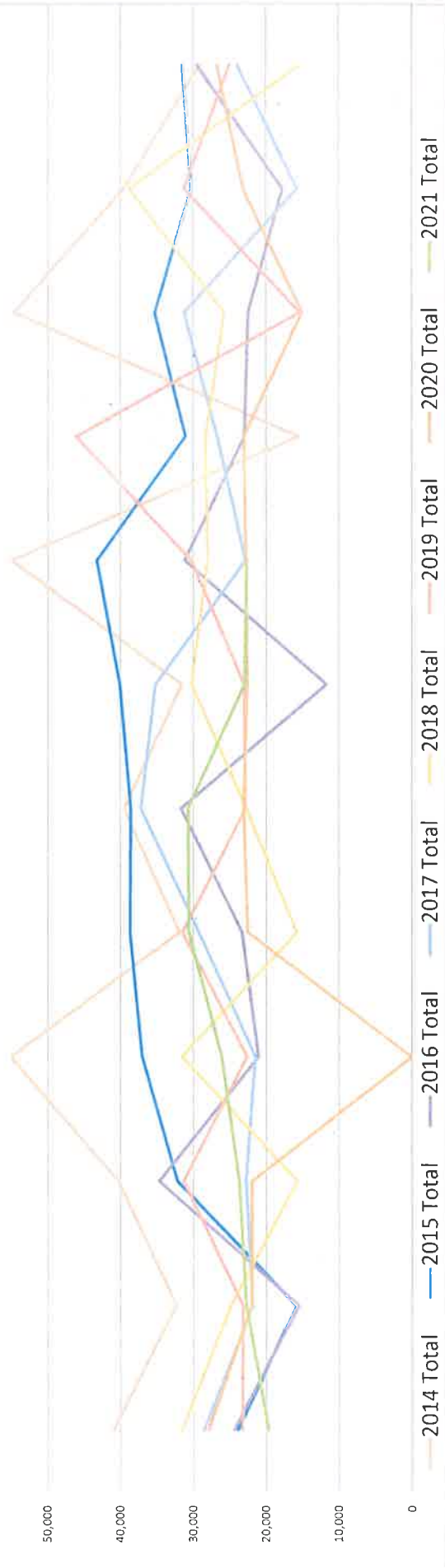
	Jan	Feb	Mar	Apr	May	Jun	Jul	Aug	Sep	Oct	Nov	Dec	Total
2014	2,505	2,531	2,974	2,942	3,164	2,911	3,241	3,354	3,244	3,500	2,638	1,973	34,977
2015	2,086	2,387	2,837	2,651	2,826	2,522	3,154	2,855	2,698	2,230	2,559	1,919	30,724
2016	2,256	2,868	2,868	2,930	2,632	3,046	2,721	2,941	2,786	2,960	2,849	2,330	33,187
2017	2,062	2,821	3,077	2,414	3,613	3,207	2,895	3,207	3,561	2,810	3,000	2,830	35,497
2018	3,273	2,280	2,599	2,779	3,304	3,169	3,646	3,724	4,137	3,495	3,439	2,479	38,324
2019	3,319	2,711	3,544	3,852	3,228	4,103	4,124	3,440	3,928	4,005	3,329	2,789	42,372
2020	3,247	2,970	3,166	1,847	2,434	2,978	3,345	3,533	3,581	4,181	3,641	3,509	38,432
2021	3,393	3,231	3,381	4,155	3,984	3,488	4,853	4,647					31,132

## Air Traffic Operations Trend



# Monthly Fuel Flowage Report (Gallons)

	January	February	March	April	May	June	July	August	September	October	November	December	Total Yearly Fuel
2014 AVGas	8,616	0	0	8,235	8,334	0	0	8,050	0	8,183	8,278	8,511	58,207
2014 Jet A	32,360	32,272	40,234	46,879	23,529	39,471	31,479	46,946	15,407	46,535	31,279	20,577	31,279
<b>2014 Total</b>	<b>40,976</b>	<b>32,272</b>	<b>40,234</b>	<b>55,114</b>	<b>31,863</b>	<b>39,471</b>	<b>31,479</b>	<b>54,996</b>	<b>15,407</b>	<b>54,718</b>	<b>39,557</b>	<b>29,088</b>	<b>406,968</b>
2015 AVGas	0	0	7,994	5,134	7,883	7,987	8,501	11,901	0	11,733	0	0	61,133
2015 Jet A	23,828	15,829	24,165	31,849	30,800	30,570	31,554	31,314	30,997	23,485	30,241	31,430	336,062
<b>2015 Total</b>	<b>23,828</b>	<b>15,829</b>	<b>32,159</b>	<b>36,983</b>	<b>38,683</b>	<b>38,557</b>	<b>40,055</b>	<b>43,215</b>	<b>30,997</b>	<b>35,218</b>	<b>30,241</b>	<b>31,430</b>	<b>397,195</b>
2016 AVGas	8,531	0	10,952	0	7,820	8,090	3,933	7,838	8,032	0	10,267	8,008	73,471
2016 Jet A	15,806	15,463	23,704	20,994	15,435	23,564	7,717	23,305	14,882	22,391	7,436	21,463	212,160
<b>2016 Total</b>	<b>24,337</b>	<b>15,463</b>	<b>34,656</b>	<b>20,994</b>	<b>23,255</b>	<b>31,654</b>	<b>11,650</b>	<b>31,143</b>	<b>22,914</b>	<b>22,391</b>	<b>17,703</b>	<b>29,471</b>	<b>285,631</b>
2017 AVGas	8,008	0	0	8,001	8,238	8,044	8,322	0	4,122	8,053	0	8,102	60,890
2017 Jet A	20,457	21,783	22,717	13,439	20,947	29,117	26,813	22,766	22,521	23,148	15,670	15,763	255,141
<b>2017 Total</b>	<b>28,465</b>	<b>21,783</b>	<b>22,717</b>	<b>21,440</b>	<b>29,185</b>	<b>37,161</b>	<b>35,135</b>	<b>22,766</b>	<b>26,643</b>	<b>31,201</b>	<b>15,670</b>	<b>23,865</b>	<b>316,031</b>
2018 AVGas	8,179	997	0	8,121	7,945	0	7,771	7,962	7,933	3,007	8,145	0	60,060
2018 Jet A	23,382	23,821	15,625	23,408	7,759	22,660	22,373	20,001	20,296	22,679	30,621	15,330	247,955
<b>2018 Total</b>	<b>31,561</b>	<b>24,818</b>	<b>15,625</b>	<b>31,529</b>	<b>15,704</b>	<b>22,660</b>	<b>30,144</b>	<b>27,963</b>	<b>28,229</b>	<b>25,686</b>	<b>38,766</b>	<b>15,330</b>	<b>308,015</b>
2019 AVGas	8,069	0	8,146	0	8,393	7,857	7,974	7,770	16,026	0	8,065	4,947	77,247
2019 Jet A	15,141	23,126	23,147	22,566	23,067	14,892	14,923	22,453	30,059	15,273	23,160	20,046	247,853
<b>2019 Total</b>	<b>23,210</b>	<b>23,126</b>	<b>31,293</b>	<b>22,566</b>	<b>31,460</b>	<b>22,749</b>	<b>22,897</b>	<b>30,223</b>	<b>46,085</b>	<b>15,273</b>	<b>31,225</b>	<b>24,993</b>	<b>325,100</b>
2020 AVGas	5,261	4,921	3,621	0	0	8,079	0	7,792	7,997	0	7,986	3,951	49,608
2020 Jet A	22,615	16,995	18,247	0	22,473	14,918	22,476	14,881	14,963	14,980	15,101	22,728	200,377
<b>2020 Total</b>	<b>27,876</b>	<b>21,916</b>	<b>21,868</b>	<b>0</b>	<b>22,473</b>	<b>22,997</b>	<b>22,476</b>	<b>22,673</b>	<b>22,960</b>	<b>14,980</b>	<b>23,087</b>	<b>26,679</b>	<b>249,985</b>
2021 AVGas	4,381	0	8,058	3,496	8,108	8,351	7,550	14,852	0	0	0	0	54,796
2021 Jet A	15,250	22,676	15,618	22,580	22,458	22,327	15,361	7,707	0	0	0	0	143,977
<b>2021 Total</b>	<b>19,631</b>	<b>22,676</b>	<b>23,676</b>	<b>26,076</b>	<b>30,566</b>	<b>30,678</b>	<b>22,911</b>	<b>22,559</b>	<b>0</b>	<b>0</b>	<b>0</b>	<b>0</b>	<b>198,773</b>

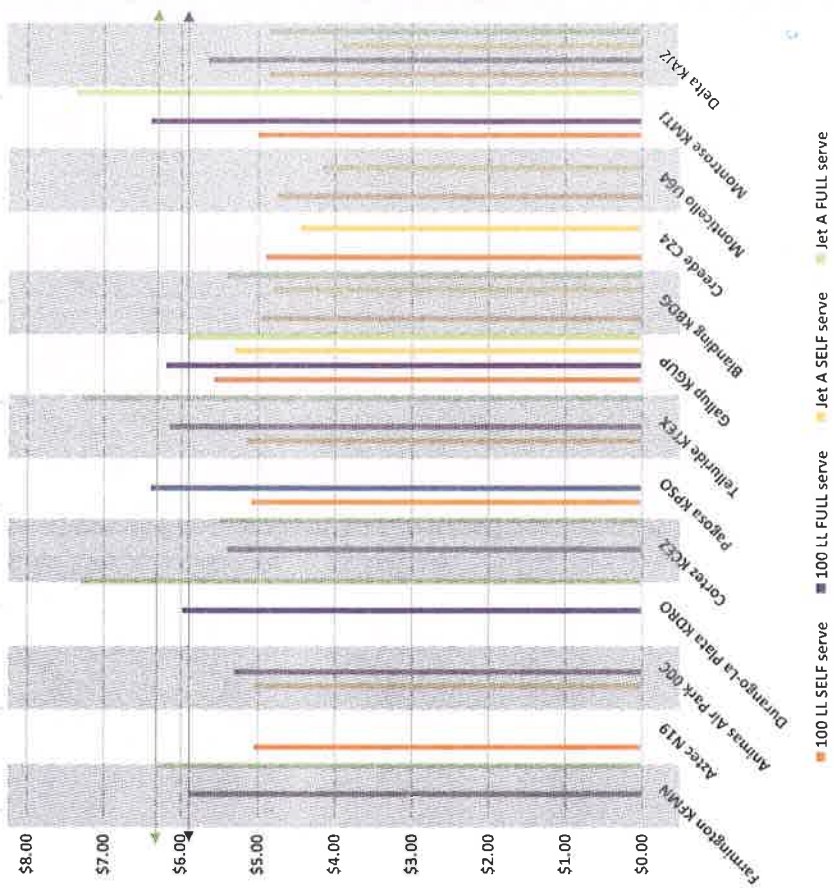




**REGIONAL FUEL PRICING**  
September, 2021 - AirNav.com



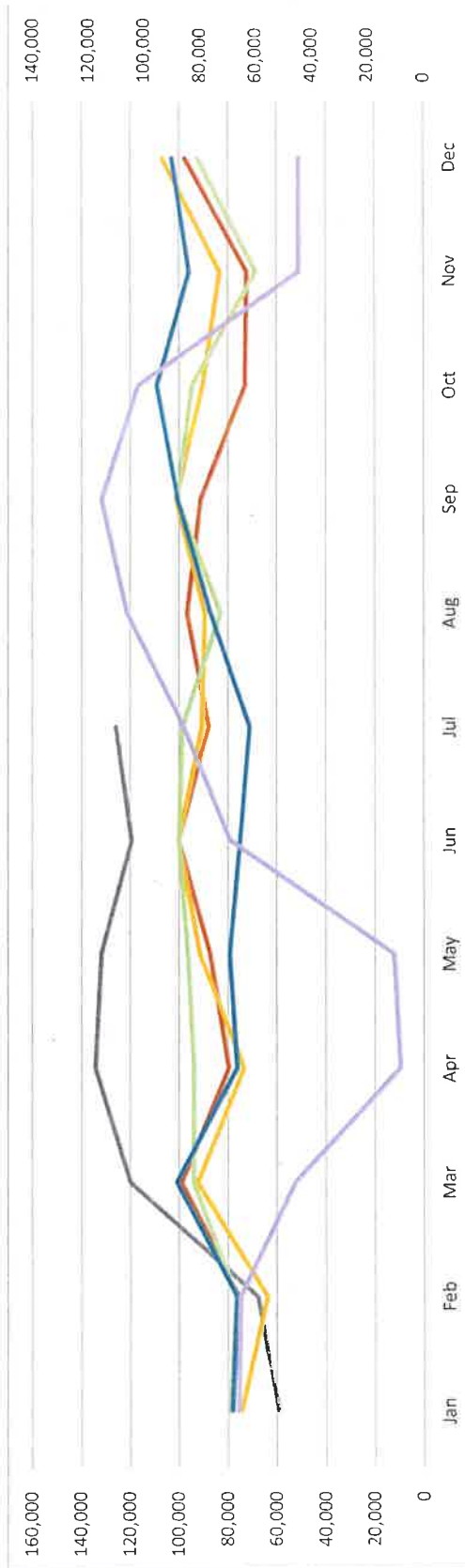
	100 LL SELF serve	100 LL FULL serve	Jet A SELF serve	Jet A FULL serve
Farmington KFMN		\$5.90		\$6.30
Difference				
<b>Regional AVG</b>	\$5.03	\$5.93	\$4.45	\$5.53
Difference	\$0.87	\$0.03	\$1.85	\$0.77
<b>Aztec N19</b>	\$5.05			
Difference	\$0.85			
<b>Animas Air Park 00C</b>	\$5.05	\$5.30		
Difference	\$0.88	\$0.60		
<b>Durango-La Plata KDRO</b>		\$5.98		\$7.30
Difference		\$0.08		\$1.00
<b>Cortez KCEZ</b>		\$5.40		\$5.50
Difference		\$0.50		\$0.80
<b>Pagosa KPPO</b>	\$5.09	\$6.39		
Difference	\$0.81	\$0.49		
<b>Telluride KTEX</b>	\$5.15	\$6.15		\$7.29
Difference	\$0.75	\$0.25		\$0.99
<b>Gallup KGUP</b>	\$5.57	\$6.19	\$5.30	\$5.89
Difference	\$0.33	\$0.29	\$1.00	\$0.41
<b>Blanding KBDG</b>	\$4.95		\$4.80	\$5.40
Difference	\$0.95		\$0.73	\$0.90
<b>Creede C24</b>	\$4.90		\$4.45	
Difference	\$1.00		\$1.85	
<b>Monticello U64</b>	\$4.75		\$4.15	
Difference	\$1.15		\$2.15	
<b>Montrose KMTJ</b>	\$5.00	\$6.39		\$7.36
Difference	\$0.90	\$0.49		\$1.06
<b>Delta KAJZ</b>	\$4.85	\$5.65	\$3.90	\$4.85
Difference	\$1.05	\$0.25	\$2.40	\$1.45



# NO WORRIES Total Gross Sales 2017 - 2021

## Compared to ZEBRAS Total Gross Sales 2013

	2021 NO WORRIES	2020 NO WORRIES	2019 NO WORRIES	2018 NO WORRIES	2017 NO WORRIES	2013 ZEBRAS
Jan	59,098	66,089	78,428	74,329	78,768	78,032
Feb	67,740	65,416	75,606	63,743	76,526	76,122
Mar	119,808	45,774	98,851	92,214	93,996	100,762
Apr	134,285	8,227	79,586	73,276	93,815	76,036
May	131,864	10,474	87,072	91,388	96,229	79,155
Jun	119,368	69,017	100,014	99,896	99,917	74,843
Jul	125,883	85,571	87,634	90,514	98,353	70,972
Aug		105,909	96,415	89,183	82,752	86,944
Sep		115,079	90,911	100,971	100,501	100,379
Oct		101,975	72,759	90,005	94,438	108,853
Nov		44,568	72,108	83,068	68,349	95,693
Dec		44,523	97,434	106,814	92,167	102,835
	<b>758,046</b>	<b>762,622</b>	<b>1,036,818</b>	<b>1,055,401</b>	<b>1,075,811</b>	<b>1,050,626</b>

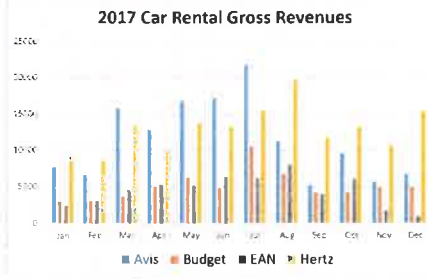


### Car Rental Gross Revenues

2017	Avis	Budget	EAN	Hertz
Jan	\$7,609	\$3,052	\$2,422	\$9,194
Feb	\$6,696	\$3,105	\$3,169	\$8,604
Mar	\$15,889	\$3,742	\$4,682	\$13,394
Apr	\$12,848	\$5,106	\$5,371	\$9,986
May	\$16,912	\$6,301	\$5,258	\$13,745
Jun	\$17,292	\$4,880	\$6,441	\$13,299
Jul	\$21,953	\$10,585	\$6,232	\$15,532
Aug	\$11,314	\$6,726	\$8,082	\$19,827
Sep	\$5,227	\$4,189	\$4,026	\$11,930
Oct	\$9,612	\$4,249	\$6,219	\$13,271
Nov	\$5,725	\$4,876	\$1,731	\$10,671
Dec	\$6,725	\$4,939	\$897	\$15,485
<b>TOTALS</b>	<b>\$137,802</b>	<b>\$61,760</b>	<b>\$64,630</b>	<b>\$164,938</b>

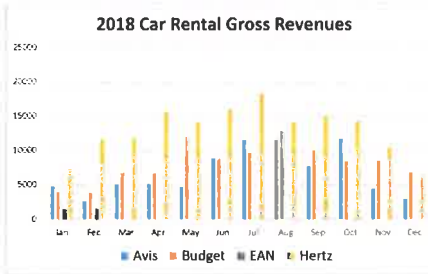
#### TOTALS

\$22,277  
\$21,574  
\$37,707  
\$33,311  
\$42,216  
\$41,912  
\$54,302  
\$45,949  
\$25,372  
\$33,351  
\$23,003  
\$28,046



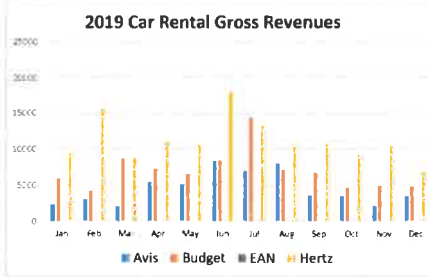
2018	Avis	Budget	EAN	Hertz
Jan	\$4,872	\$3,955	\$1,592	\$7,385
Feb	\$2,715	\$3,882	\$1,653	\$11,644
Mar	\$5,122	\$6,723	\$0	\$11,716
Apr	\$5,122	\$6,723	\$0	\$15,647
May	\$4,699	\$11,918	\$0	\$14,135
Jun	\$8,803	\$8,800	\$0	\$15,943
Jul	\$11,585	\$9,660	\$0	\$18,297
Aug	\$11,592	\$12,894	\$0	\$14,170
Sep	\$7,802	\$10,092	\$0	\$14,939
Oct	\$11,778	\$8,452	\$0	\$14,263
Nov	\$4,548	\$8,545	\$0	\$10,477
Dec	\$3,027	\$6,882	\$0	\$6,309
<b>TOTALS</b>	<b>\$81,666</b>	<b>\$98,626</b>	<b>\$3,246</b>	<b>\$164,926</b>

\$17,804  
\$19,894  
\$23,561  
\$27,492  
\$30,752  
\$33,546  
\$39,542  
\$38,656  
\$32,833  
\$34,493  
\$23,570  
\$16,218



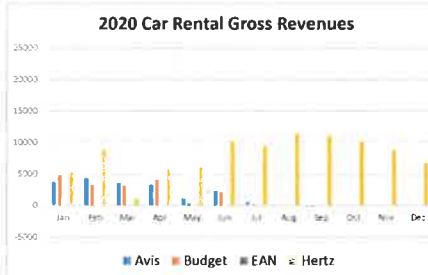
2019	Avis	Budget	EAN	Hertz
Jan	\$2,374	\$6,002		\$9,657
Feb	\$3,083	\$4,266		\$15,673
Mar	\$2,117	\$8,757		\$8,879
Apr	\$5,457	\$7,343		\$11,057
May	\$5,170	\$6,565		\$10,694
Jun	\$8,379	\$8,505		\$18,013
Jul	\$7,077	\$14,480		\$13,399
Aug	\$8,078	\$7,244		\$10,639
Sep	\$3,645	\$6,773		\$10,851
Oct	\$3,566	\$4,715		\$9,271
Nov	\$2,136	\$4,962		\$10,582
Dec	\$3,554	\$4,871		\$6,794
<b>TOTALS</b>	<b>\$64,636</b>	<b>\$84,483</b>	<b>\$0</b>	<b>\$136,509</b>

\$18,033  
\$23,022  
\$19,753  
\$23,857  
\$22,429  
\$34,897  
\$34,956  
\$25,961  
\$21,269  
\$17,552  
\$17,680  
\$15,219



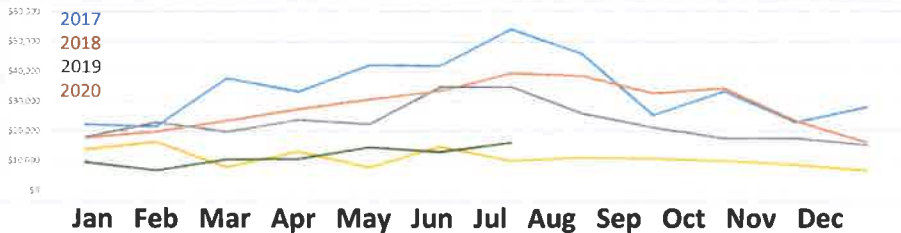
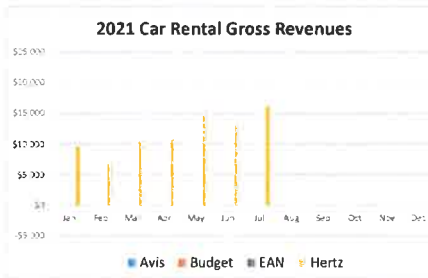
2020	Avis	Budget	EAN	Hertz
Jan	\$3,714	\$4,851		\$5,339
Feb	\$4,329	\$3,388		\$8,708
Mar	\$3,571	\$3,303		\$1,062
Apr	\$3,310	\$4,124		\$5,806
May	\$1,180	\$545		\$6,133
Jun	\$2,350	\$2,212		\$10,306
Jul	\$522	\$192		\$9,450
Aug	-\$107	-\$2		\$11,371
Sep	-\$198	-\$13		\$11,107
Oct	-\$58	-\$43		\$10,162
Nov	-\$64	\$0		\$8,792
Dec	\$0	\$0		\$6,800
<b>TOTALS</b>	<b>\$18,549</b>	<b>\$18,558</b>	<b>\$0</b>	<b>\$95,036</b>

\$13,904  
\$16,425  
\$7,936  
\$13,240  
\$7,858  
\$14,868  
\$10,164  
\$11,263  
\$10,896  
\$10,061  
\$8,728  
\$6,800



2021	Avis	Budget	EAN	Hertz
Jan	-\$5	-\$7		\$9,584
Feb	\$0	\$0		\$6,823
Mar	\$0	\$0		\$10,500
Apr	\$0	\$0		\$10,701
May	\$0	\$0		\$14,582
Jun	\$0	\$0		\$13,020
Jul	\$0	\$0		\$16,218
Aug				
Sep				
Oct				
Nov				
Dec				
<b>TOTALS</b>	<b>-\$5</b>	<b>-\$7</b>	<b>\$0</b>	<b>\$81,428</b>

\$9,572  
\$6,823  
\$10,500  
\$10,701  
\$14,582  
\$13,020  
\$16,218



Jan Feb Mar Apr May Jun Jul Aug Sep Oct Nov Dec